

Drawer units 70, 90 and 130



You can fit an amazing number of things in these spacious drawer units. Choose the one that best meets your needs from two heights: 110 and 140 cm. The 110-cm-high drawer units include a cover that doubles as a worktop with a rubber mat. This is the ideal height for working standing up.

The safety locking prevents other drawers from opening while one drawer is open. The drawer unit can be moved with a pallet truck or a forklift when the base front plate has been removed. The drawers are 100% extendable and their load capacity is up to 200 kg.

NEW: All the drawers are 100% extendable, also available with a load capacity of up to 200 kg!

The drawer units 70, 90 and 130 have been updated; all the drawers are now 100% extendable. The load capacity of the standard drawers is 75 kg, but all the drawer units are available with drawers that have **a load capacity of up to 200 kg!**

The drawer units with the load capacity of 200 kg are indicated by a product code having an H in the end (e.g. 613 07 001 H).



Drawer unit 70



Drawers open 100% and their load capacity is 75 kg / 200 kg.

The drawer units 70, 90 and 130 can be moved with a pallet truck or a forklift when the base front plate has been removed.

Drawer unit 70/110, 100% opening










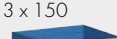













Model	70/110-1	70/110-2	70/110-3	70/110-4	70/110-5	70/110-6	70/110-7	70/110-8
Code (75 kg)	613 07 001	613 07 002	613 07 003	613 07 004	613 07 005	613 07 006	613 07 007	613 07 008
Code (200 kg)*	613 07 001 H	613 07 002 H	613 07 003 H	613 07 004 H	613 07 005 H	613 07 006 H	613 07 007 H	613 07 008 H
Height (mm) of the drawer	2 x 100 	2 x 75 	9 x 100 	2 x 75 	2 x 50 	2 x 50 	3 x 50 	2 x 50
	3 x 150 	3 x 100 		2 x 100 	1 x 100 	4 x 100 	4 x 75 	2 x 75
	1 x 250 	3 x 150 		2 x 150 	3 x 150 	1 x 150 	2 x 100 	1 x 100
				1 x 250 	1 x 250 	1 x 250 	1 x 250 	2 x 150
								1 x 250

* Note! 50 mm high drawers always have a load capacity of 75 kg.
















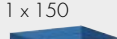
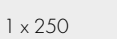








Model	70/110-9	70/110-10	70/110-11	70/110-12	70/110-13	70/110-14	70/110-15	70/110-16
Code (75 kg)	613 07 009	613 07 010	613 07 011	613 07 012	613 07 013	613 07 014	613 07 015	613 07 016
Code (200 kg)*	613 07 009 H	613 07 010 H	613 07 011 H	613 07 012 H	613 07 013 H	613 07 014 H	613 07 015 H	613 07 016 H
Height (mm) of the drawer	2 x 50 	2 x 50 	2 x 50 	2 x 75 	6 x 100 	2 x 50 	3 x 50 	1 x 50
	3 x 75 	3 x 75 	4 x 75 	6 x 100 	2 x 150 	5 x 100 	3 x 100 	1 x 100
	2 x 100 	1 x 125 	5 x 100 	1 x 150 		2 x 150 	3 x 150 	6 x 125
	3 x 125 	1 x 150 						

* Note! 50 mm high drawers always have a load capacity of 75 kg.













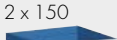









Drawer unit 70/110, 100% opening

Model	70/110-17	70/110-18	70/110-19	70/110-20	70/110-21	70/110-22	70/110-23	70/110-24
Code (75 kg)	613 07 017	613 07 018	613 07 019	613 07 020	613 07 021	613 07 022	613 07 023	613 07 024
Code (200 kg)*	613 07 017 H	613 07 018 H	613 07 019 H	613 07 020 H	613 07 021 H	613 07 022 H	613 07 023 H	613 07 024 H
Height (mm) of the drawer	6 x 125  1 x 150 	3 x 75  4 x 100  1 x 125  1 x 150 	2 x 50  2 x 75  2 x 100  3 x 150 	8 x 75  3 x 100 	1 x 150  3 x 250 	2 x 50  4 x 75  2 x 250 	1 x 50  2 x 75  2 x 100  2 x 250 	12 x 50  4 x 75 












* Note! 50 mm high drawers always have a load capacity of 75 kg.

Model	70/110-25	70/110-26	70/110-27	70/110-28	70/110-29	70/110-30	70/110-31	70/110-32
Code (75 kg)	613 07 025	613 07 026	613 07 027	613 07 028	613 07 029	613 07 030	613 07 031	613 07 032
Code (200 kg)*	613 07 025 H	613 07 026 H	613 07 027 H	613 07 028 H	613 07 029 H	613 07 030 H	613 07 031 H	613 07 032 H
Height (mm) of the drawer	1 x 50  4 x 150  1 x 250 	1 x 50  2 x 100  1 x 150  2 x 250 	2 x 50  4 x 75  4 x 125 	15 x 50  2 x 75 	1 x 50  2 x 75  3 x 100  1 x 150  1 x 250 	3 x 50  2 x 75  2 x 100  1 x 150  1 x 250 	6 x 50  8 x 75 	12 x 75 

































* Note! 50 mm high drawers always have a load capacity of 75 kg.

Model	70/110-33	70/110-34	70/110-36	70/110-37	70/110-38	70/110-39	70/110-40	70/110-41
Code (75 kg)	613 07 033	613 07 034	613 07 036	613 07 037	613 07 038	613 07 039	613 07 040	613 07 041
Code (200 kg)*	613 07 033 H	613 07 034 H	613 07 036 H	613 07 037 H	613 07 038 H	613 07 039 H	613 07 040 H	613 07 041 H
Height (mm) of the drawer	1 x 100  2 x 150  2 x 250 	6 x 150 	14 x 50  2 x 100 	1 x 50  2 x 75  7 x 100 	1 x 50  6 x 75  1 x 100  2 x 150 	2 x 50  2 x 150  2 x 250 	5 x 50  6 x 75  2 x 100 	8 x 50  4 x 75  2 x 100 

























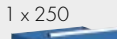








* Note! 50 mm high drawers always have a load capacity of 75 kg.

Model	70/110-42	70/110-43	70/110-44	70/110-45	70/110-46	
Code (75 kg)	613 07 042	613 07 043	613 07 044	613 07 045	613 07 046	
Code (200 kg)	613 07 042 H	613 07 043 H	613 07 044 H	613 07 045 H	613 07 046 H	
Height (mm) of the drawer	2 x 75  5 x 100  2 x 125 	2 x 75  3 x 250 	3 x 100  4 x 150 	4 x 100  2 x 250 	8 x 75  2 x 150 	





















Drawer unit 70/140, 100% opening

Model	70/140-1	70/140-2	70/140-3	70/140-4	70/140-5	70/140-6	70/140-7	70/140-8
Code (75 kg)	616 07 001	616 07 002	616 07 003	616 07 004	616 07 005	616 07 006	616 07 007	616 07 008
Code (200 kg)*	616 07 001 H	616 07 002 H	616 07 003 H	616 07 004 H	616 07 005 H	616 07 006 H	616 07 007 H	616 07 008 H
Height (mm) of the drawer	2 x 75  5 x 100  2 x 150  1 x 250 	2 x 75  6 x 100  3 x 150 	4 x 100  2 x 150  2 x 250 	4 x 75  2 x 100  3 x 150  1 x 250 	2 x 50  3 x 100  2 x 150  2 x 250 	1 x 50  2 x 75  2 x 100  2 x 150  2 x 250 	1 x 50  4 x 75  3 x 100  2 x 150  1 x 250 	1 x 50  2 x 100  3 x 150  2 x 250 

























* Note! 50 mm high drawers always have a load capacity of 75 kg.

Model	70/140-9	70/140-10	70/140-11	70/140-12	70/140-13	70/140-14	70/140-15	70/140-16
Code (75 kg)	616 07 009	616 07 010	616 07 011	616 07 012	616 07 013	616 07 014	616 07 015	616 07 016
Code (200 kg)*	616 07 009 H	616 07 010 H	616 07 011 H	616 07 012 H	616 07 013 H	616 07 014 H	616 07 015 H	616 07 016 H
Height (mm) of the drawer	4 x 50  2 x 75  3 x 100  2 x 150  1 x 250 	3 x 50  2 x 75  2 x 100  2 x 125  3 x 150 	2 x 50  4 x 75  4 x 100  1 x 150  1 x 250 	1 x 50  4 x 75  3 x 100  2 x 125  2 x 150 	6 x 75  1 x 100  2 x 125  1 x 150  1 x 250 	6 x 100  4 x 150 	12 x 50  8 x 75 	1 x 50  2 x 75  6 x 125  1 x 250 

* Note! 50 mm high drawers always have a load capacity of 75 kg.




















Model	70/140-17	70/140-18	70/140-19	70/140-20	70/140-21	70/140-22	70/140-23	70/140-24
Code (75 kg)	616 07 017	616 07 018	616 07 019	616 07 020	616 07 021	616 07 022	616 07 023	616 07 024
Code (200 kg)*	616 07 017 H	616 07 018 H	616 07 019 H	616 07 020 H	616 07 021 H		616 07 023 H	616 07 024 H
Height (mm) of the drawer	1 x 50  1 x 150  4 x 250 	1 x 50  12 x 75  1 x 100  1 x 150 	16 x 75 	3 x 100  6 x 150 	1 x 50  2 x 75  3 x 100  3 x 150  1 x 250 	24 x 50 	8 x 100  1 x 150  1 x 250 	12 x 100 

* Note! 50 mm high drawers always have a load capacity of 75 kg.

Model	70/140-25	70/140-26	70/140-27	70/140-28	70/140-29	70/140-30	70/140-31
Code (75 kg)	616 07 025	616 07 026	616 07 027	616 07 028	616 07 029	616 07 030	616 07 031
Code (200 kg)*	616 07 025 H	616 07 026 H	616 07 027 H	616 07 028 H	616 07 029 H	616 07 030 H	616 07 031 H
Height (mm) of the drawer	2 x 50  10 x 75  2 x 100  1 x 150 	10 x 75  3 x 100  1 x 150 	8 x 75  2 x 100  2 x 125  1 x 150 	6 x 75  3 x 100  3 x 150 	1 x 50  8 x 75  3 x 100  2 x 125 	4 x 50  6 x 75  4 x 100  1 x 150 	9 x 100  2 x 150 

* Note! 50 mm high drawers always have a load capacity of 75 kg.


Drawer unit 70/140, 100% opening

Model	70/140-33	70/140-34	70/140-35	70/140-36	70/140-37	70/140-38	70/140-39	70/140-40
Code (75 kg)	616 07 033	616 07 034	616 07 035	616 07 036	616 07 037	616 07 038	616 07 039	616 07 040
Code (200 kg)*	616 07 033 H	616 07 034 H	616 07 035 H	616 07 036 H	616 07 037 H	616 07 038 H	616 07 039 H	616 07 040 H
Height (mm) of the drawer	1 x 50  6 x 150  1 x 250 	8 x 150 	8 x 75  6 x 100 	6 x 75  2 x 100  2 x 150  1 x 250 	2 x 75  2 x 150  3 x 250 	2 x 100  4 x 250 	12 x 75  2 x 150 	12 x 75  3 x 100 

* Note! 50 mm high drawers always have a load capacity of 75 kg.

Internal drawer dimensions: 612 x 612 x 35/60/85/110/135/235 mm.

Drawer interiors




Tool troughs 33 and 45 mm

Drawer 70/50	837 911-00
Drawer 70/75	837 911-00



Divider Set 3

70/75	873 013-49
70/100	873 023-49
70/150 & 250	873 033-49
1 divider, 4 middle plates (4x300)	



Tool troughs 45 and 70 mm

Drawer 70/50	837 938-00
Drawer 70/75	837 938-00



Divider Set 4

70/75	873 014-49
70/100	873 024-49
70/150 & 250	873 034-49
4 dividers, 15 middle plates (9x100, 6x150)	




Pick up boxes

Drawer 70/75	851 867-00
--------------	------------



Divider Set 5

70/75	873 015-49
70/100	873 025-49
70/150&250	873 035-49
2 dividers, 8 middle plates (6x150, 2x300)	



Divider Set 1

70/75	873 011-49
70/100	873 021-49
70/150 & 250	873 031-49
5 dividers, 18 middle plates (18x100)	



Divider Set 6

70/75	873 016-49
70/100	873 026-49
70/150&250	873 036-49
3 dividers, 11 middle plates (9x100, 2x300)	



Divider Set 2

70/75	873 012-49
70/100	873 022-49
70/150 & 250	873 032-49
3 dividers, 12 middle plates (12x150)	



Rubber mat for the drawer bottom

Rubber mat 70	852 718-00
---------------	------------

* One example of interior solutions shown in picture.



Cone racks for shelves and uprights

Cone racks HSK, Capto, ISO

Name	Size W x D mm	Max load kg	Code
Cone rack with base	562 x 145 x 105	50	854 435-49
Foot extension pair for cone rack with base			854 420-49
Cone rack with hooks	742 x 188 x 90	50	854 430-49

Tool brackets

Name	Rack with base can hold pcs	Rack with hooks can hold pcs	Code
ISO 50	6	8	837 770-00
HSK 40A/50B	7	9	854 215-00
HSK 63A/80B	5	7	854 217-00
HSK 100A/125B	5	7	854 219-00
Capto C4	7	9	854 201-00
Capto C5	7	9	854 202-00
Capto C6	4	6	854 203-00

Inserts for ISO 50 bracket

Name	Ø mm	Code
ISO 45 insert	45	837 730-00
ISO 40 insert	40	837 710-00
ISO 30 insert	30	837 690-00
Cylinder insert	50	852 311-00
Cylinder insert	40	852 310-00
Cylinder insert	30	852 309-00

The cone rack with base can be placed on a shelf or work surface. Additional extension parts available for more space under rack. The distance between each bracket is adjustable. The rack is equipped with handles.

The cone rack with hooks can be attached to M750 upright tubes. It can also be used in our industrial cabinets. Both cone racks are suitable for ISO, HSK and Capto tool brackets.



Cone rack with base



Cone rack with hooks





















Drawer unit 90









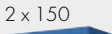


Drawers open 100% and their load capacity is 75 kg / 200 kg.






















Easy to move with pallet truck or fork lift.

Drawer unit 90/110, 100% opening





















Model	90/110-1	90/110-2	90/110-3	90/110-4	90/110-13	90/110-20	90/110-21	90/110-33
Code (75 kg)	614 07 001	614 07 002	614 07 003	614 07 004	614 07 013	614 07 020	614 07 021	614 07 033
Code (200 kg)	614 07 001 H	614 07 002 H	614 07 003 H	614 07 004 H	614 07 013 H	614 07 020 H	614 07 021 H	614 07 033 H
Height (mm) of the drawer	2 x 100  3 x 150  1 x 250 	2 x 75  3 x 100  3 x 150 	9 x 100 	2 x 75  2 x 100  2 x 150  1 x 250 	6 x 100  2 x 150 	8 x 75  3 x 100 	1 x 150  3 x 250 	1 x 100  2 x 150  2 x 250 






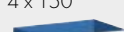

Model	90/110-34	90/110-43	90/110-44	90/110-45	90/110-46			
Code (75 kg)	614 07 034	614 07 043	614 07 044	614 07 045	614 07 046			
Code (200 kg)	614 07 034 H	614 07 043 H	614 07 044 H	614 07 045 H	614 07 046 H			
Height (mm) of the drawer	6 x 150 	2 x 75  3 x 250 	3 x 100  4 x 150 	4 x 100  2 x 250 	8 x 75  2 x 150 			

Drawer unit 90/140, 100% opening

Model	90/140-1	90/140-2	90/140-3	90/140-4	90/140-14	90/140-19	90/140-23	90/140-24
Code (75 kg)	617 07 001	617 07 002	617 07 003	617 07 004	617 07 014	617 07 019	617 07 023	617 07 024
Code (200 kg)	617 07 001 H	617 07 002 H	617 07 003 H	617 07 004 H	617 07 014 H	617 07 019 H	617 07 023 H	617 07 024 H
Height (mm) of the drawer	2 x 75  5 x 100  2 x 150  1 x 250 	2 x 75  6 x 100  3 x 150 	4 x 100  2 x 150  2 x 250 	4 x 75  2 x 100  3 x 150  1 x 250 	6 x 100  4 x 150 	16 x 75 	8 x 100  1 x 150  1 x 250 	12 x 100 

Drawer unit 90/140, 100% opening

Model	90/140-26	90/140-28	90/140-31	90/140-34	90/140-35	90/140-36	90/140-37	90/140-38
Code (75 kg)	617 07 026	617 07 028	617 07 031	617 07 034	617 07 035	617 07 036	617 07 037	617 07 038
Code (200 kg)	617 07 026 H	617 07 028 H	617 07 031 H	617 07 034 H	617 07 035 H	617 07 036 H	617 07 037 H	617 07 038 H
Height (mm) of the drawer	10 x 75  3 x 100  1 x 150 	6 x 75  3 x 100  3 x 150 	9 x 100  2 x 150 	8 x 150 	8 x 75  6 x 100 	6 x 75  2 x 100  2 x 150  1 x 250 	2 x 75  2 x 150  3 x 250 	2 x 100  4 x 250 


Model	90/140-39	90/140-40	90/140-42
Code (75 kg)	617 07 039	617 07 040	617 07 042
Code (200 kg)	617 07 039 H	617 07 040 H	617 07 042 H
Height (mm) of the drawer	12 x 75  2 x 150 	12 x 75  3 x 100 	1 x 100  4 x 150  2 x 250 

Internal drawer dimensions: 810 x 612 x 49/74/124/224 mm.

The large drawer units 90 and 130 include levelling screws, which help to level the unit on uneven surfaces.



Drawer interiors



Tool troughs 33 and 45 mm

Drawer 90/75 837 913-00

Tool troughs leave 50 mm free space on one side of the drawer.



Tool troughs 45 and 70 mm

Drawer 90/75 837 914-00

Tool troughs leave 50 mm free space on one side of the drawer.



Pick up boxes

Drawer 90/75 851 870-00



Divider Set 1

90/75 873 041-49

90/100 873 051-49

90/150 & 250 873 061-49

7 dividers, 24 middle plates (24x100)




Divider Set 2

90/75 873 042-49

90/100 873 052-49

90/150 & 250 873 062-49

6 dividers, 21 middle plates (15x100, 6x150)



Divider Set 3

90/75 873 043-49

90/100 873 053-49

90/150 & 250 873 063-49

5 dividers, 17 middle plates (15x100, 2x300)



Divider Set 4

90/75 873 044-49

90/100 873 054-49

90/150 & 250 873 064-49

4 dividers, 14 middle plates (6x100, 6x150, 2x300)



Divider Set 5

90/75 873 045-49

90/100 873 055-49

90/150 & 250 873 065-49

3 dividers, 10 middle plates (6x100, 4x300)




Divider Set 6

90/75 873 046-49

90/100 873 056-49

90/150 & 250 873 066-49

5 dividers, 18 middle plates (6x100, 12x150)



Divider Set 7

90/75 873 047-49

90/100 873 057-49

90/150 & 250 873 067-49

4 middle plates (4x800)



Rubber mat for the drawer bottom

Rubber mat 90 854 080-00





















* One example of interior solutions shown in picture.










Drawer unit 130






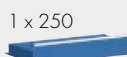

















Easy to move with pallet truck or fork lift.

Drawer unit 130/110, 100% opening





















Model	130/110-1	130/110-2	130/110-3	130/110-4	130/110-13	130/110-20	130/110-21	130/110-33
Code (75 kg)	615 07 001	615 07 002	615 07 003	615 07 004	615 07 013	615 07 020	615 07 021	615 07 033
Code (200 kg)	615 07 001 H	615 07 002 H	615 07 003 H	615 07 004 H	615 07 013 H	615 07 020 H	615 07 021 H	615 07 033 H
Height (mm) of the drawer	2 x 100  3 x 150  1 x 250 	2 x 75  3 x 100  3 x 150 	9 x 100 	2 x 75  2 x 100  2 x 150  1 x 250 	6 x 100  2 x 150 	8 x 75  3 x 100 	1 x 150  3 x 250 	1 x 100  2 x 150  2 x 250 








Model	130/110-34	130/110-43	130/110-44	130/110-45	130/110-46
Code (75 kg)	615 07 034	615 07 043	615 07 044	615 07 045	615 07 046
Code (200 kg)	615 07 034 H	615 07 043 H	615 07 044 H	615 07 045 H	615 07 046 H
Height (mm) of the drawer	6 x 150 	2 x 75  3 x 250 	3 x 100  4 x 150 	4 x 100  2 x 250 	8 x 75  2 x 150 

Drawer unit 130/140, 100% opening

Model	130/140-1	130/140-2	130/140-3	130/140-4	130/140-14	130/140-19	130/140-23	130/140-24
Code (75 kg)	618 07 001	618 07 002	618 07 003	618 07 004	618 07 014	618 07 019	618 07 023	618 07 024
Code (200 kg)	618 07 001 H	618 07 002 H	618 07 003 H	618 07 004 H	618 07 014 H	618 07 019 H	618 07 023 H	618 07 024 H
Height (mm) of the drawer	2 x 75  5 x 100  2 x 150  1 x 250 	2 x 75  6 x 100  3 x 150 	4 x 100  2 x 150  2 x 250 	4 x 75  2 x 100  3 x 150  1 x 250 	6 x 100  4 x 150 	16 x 75 	8 x 100  1 x 150  1 x 250 	12 x 100 

Drawer unit 130/140, 100% opening


Model	130/140-26	130/140-28	130/140-31	130/140-34	130/140-35	130/140-36	130/140-37	130/140-38
Code (75 kg)	618 07 026	618 07 028	618 07 031	618 07 034	618 07 035	618 07 036	618 07 037	618 07 038
Code (200 kg)	618 07 026 H	618 07 028 H	618 07 031 H	618 07 034 H	618 07 035 H	618 07 036 H	618 07 037 H	618 07 038 H
Height (mm) of the drawer	10 x 75  3 x 100  1 x 150 	6 x 75  3 x 100  3 x 150 	9 x 100  2 x 150 	8 x 150 	8 x 75  6 x 100 	6 x 75  2 x 100  2 x 150  1 x 250 	2 x 75  2 x 150  3 x 250 	2 x 100  4 x 250 

Model	130/140-39	130/140-40	130/140-42
Code (75 kg)	618 07 039	618 07 040	618 07 042
Code (200 kg)	618 07 039 H	618 07 040 H	618 07 042 H
Height (mm) of the drawer	12 x 75  2 x 150 	12 x 75  3 x 100 	1 x 100  4 x 150  2 x 250 

Internal drawer dimensions: 1226 x 612 x 49/74/124/224 mm.



Drawer interiors




Divider Set 1	
130/75	873 071-49
130/100	873 081-49
130/150 & 250	873 091-49
11 dividers, 36 middle plates (36x100)	



Divider Set 2	
130/75	873 072-49
130/100	873 082-49
130/150 & 250	873 092-49
9 dividers, 30 middle plates (18x100, 12x150)	



Divider Set 3	
130/75	873 073-49
130/100	873 083-49
130/150 & 250	873 093-49
7 dividers, 22 middle plates (18x100, 4x300)	



Divider Set 4	
130/75	873 074-49
130/100	873 084-49
130/150 & 250	873 094-49
7 dividers, 23 middle plates (9x100, 12x150, 2x300)	



Divider Set 5	
130/75	873 075-49
130/100	873 085-49
130/150 & 250	873 095-49
7 dividers, 16 middle plates (16x150)	




Rubber mat for the drawer bottom	
Rubber mat 130	854 082-00




Divider Set 6	
130/75	873 076-49
130/100	873 086-49
130/150 & 250	873 096-49
5 dividers, 16 middle plates (12x150, 4x300)	



Divider Set 7	
130/75	873 077-49
130/100	873 087-49
130/150 & 250	873 097-49
3 dividers, 12 middle plates (12x300)	




Divider Set 8	
130/75	873 078-49
130/100	873 088-49
130/150 & 250	873 098-49
4 middle plates (4x1200)	



Tool troughs 33 and 45 mm	
Drawer 130/75	837 912-00



Tool troughs 45 and 70 mm	
Drawer 130/75	837 939-00



Pick up boxes	
Drawer 130/75	851 872-00

* One example of interior solutions shown in picture.