

# Drawer unit 55

With these drawer units you can optimise your storage and keep all your items perfectly organised. The safety locking prevents other drawers from opening while one drawer is open (we recommend locking the drawers during transport). You can choose the best option from three heights to meet your needs, or add height or width with different drawer unit combinations.

66-cm-high drawer unit includes optional castors, making it an excellent choice for a mobile workstation. The unit with castors comes with a rubber mat that stops items from sliding on the surface. The version with doors is ideal for storing larger items. The 50 mm high drawer is fully extendable with a load capacity of 40 kg. The other drawers are 85% extendable with a load capacity of 80 kg.

The units also serve as workbench legs and the shallower drawers are easily fastened under a workbench. The

**Choose the drawer unit according to your needs; with castors, base or no base.**



**Trolley model: load capacity 300 kg, 2 fixed castors, 2 swivel castors with brakes (ø 100 mm).**
























## Drawer unit 55

















Model	55/13-1	55/37-1	55/37-2	55/37-3	55/37-4	55/37-5	55/37-6	55/37-7
<b>Code</b>	610 07 001	611 07 001	611 07 002	611 07 003	611 07 004	611 07 005	611 07 006	611 07 007
Height (mm) of the drawer	1 x 100	1 x 50 1 x 100 1 x 150	3 x 100	2 x 150	3 x 50 1 x 150	1 x 50 1 x 250	2 x 50 2 x 100	6 x 50





Internal drawer dimensions: 460 x 612 x 35/85/135/235 mm.



## Drawer unit 55/66

	55/66-1	55/66-2	55/66-3	55/66-4	55/66-5	55/66-8	55/66-9	55/66-10
Standard	612 07 101	612 07 102	612 07 103	612 07 104	612 07 105	612 07 108	612 07 109	612 07 110
With base	612 07 201	612 07 202	612 07 203	612 07 204	612 07 205	612 07 208	612 07 209	612 07 210
With castors	612 07 301	612 07 302	612 07 303	612 07 304	612 07 305	612 07 308	612 07 309	612 07 310
Height (mm) of the drawer	3 x 50 	2 x 50 	1 x 50 	2 x 50 	1 x 50 	3 x 100 	2 x 100 	2 x 50 
	3 x 100 	2 x 100 	4 x 100 	1 x 100 	3 x 100 	2 x 150 	1 x 150 	5 x 100 
	1 x 150 	2 x 150 	1 x 150 	1 x 150 	1 x 250 		1 x 250 	
				1 x 250 				

	55/66-11	55/66-13	55/66-14	55/66-15	55/66-16	55/66-17	55/66-18	55/66-19
Standard	612 07 111	612 07 113	612 07 114	612 07 115	612 07 116	612 07 117	612 07 118	612 07 119
With base	612 07 211	612 07 213	612 07 214	612 07 215	612 07 216	612 07 217	612 07 218	612 07 219
With castors	612 07 311	612 07 313	612 07 314	612 07 315	612 07 316	612 07 317	612 07 318	612 07 319
Height (mm) of the drawer	1 x 100 	4 x 50 	4 x 150 	6 x 100 	1 x 50 	12 x 50 	5 x 50 	6 x 50 
	2 x 250 	1 x 100 			2 x 150 		1 x 100 	3 x 100 
		2 x 150 			1 x 250 		1 x 250 	

	55/66-20	55/66-21
Standard	612 07 120	612 07 121
With base	612 07 220	612 07 221
With castors	612 07 320	612 07 321
Height (mm) of the drawer	8 x 50 	2 x 50 
	2 x 100 	2 x 250 

### Drawer unit 55/66-6 with door

	Door right	Door left
Standard	612 07 106	612 07 107
With base	612 07 206	612 07 207
With castors	612 07 306	612 07 307

Cabinets include bottom shelf.

### Shelves for drawer unit 55/66 with door

Name	Size mm	Max load kg	Code
E-shelf	455 x 612 x 61	80	854 106-49
Shelf	540 x 629 x 35	80	854 114-49



## Fastening set for drawer unit 55

Description	Code
Fastening set is needed for TP and TPH benches. Drawer unit 55 can be fastened on 900 mm deep TP and TPH benches.	855 056-49

## Drawer interiors



### Divider Set 1

55/100	873 001-49
55/150&250	873 006-49
3 dividers, 12 middleplates (9x100, 3x150)	




### Divider Set 2

55/100	873 002-49
55/150&250	873 007-49
2 dividers, 9 middle plates (9x150)	



### Divider Set 3

55/100	873 003-49
55/150&250	873 008-49
1 divider, 5 middle plates (3x150, 2x300)	



### Tool troughs 33, 45 and 70 mm

Drawer 55/50	834 122-00
--------------	------------



### Pick up boxes

Drawer 55/100	851 866-00
---------------	------------



### Rubber mat for the drawer bottom

Rubber mat 55	852 717-00
---------------	------------

\* One example of interior solutions shown in picture.

# Drawer unit 55 combinations

It is possible to combine two drawer unit 55 frames with the help of a TWIN set (combination 3). The middle plate can be used to stack two drawer units 55 (combinations 1 and 2).



## Combination 1, Code C 612 07 901

Includes	Code
55/66-4	612 07 304
55/37-1	611 07 001
Middle plate	854 103-49

## Combination 2, Code C 612 07 902

Includes	Code
55/66-6	612 07 306
55/37-1	611 07 001
Middle plate	854 103-49
Shelf + brackets	854 114-49



## Combination 3, Code C 612 07 903

Includes	Size mm	Code
55/66-4		612 07 104
55/66-6		612 07 106
Twin set		854 108-41
Shelf + brackets		854 114-49
Bench top	1200 x 750	110 995-79

### TWIN set

Name	Size mm	Code
Twin set		854 108-41
Bench top	1200 x 750	110 995-79

The Twin set includes four swivel castors Ø100 mm, two of which have brakes and plates to fix two frames together. The top is not included in the pack.

### Middle plate

Name	Code
Middle plate	854 103-49

Always remember  
to lock the  
drawer unit  
during transport!