

How to read the codes of drawer units

- The number included in the general name of the drawer unit refers to the base unit width in centimetres.
- The second number refers to the base unit height.
- The third number refers to the combination.



Example: Drawer unit 55/66-1

The drawer unit is 55 cm wide, 66 cm high and its combination number is 1.



Drawer unit 45/14 and 45/26

Drawer unit 45 is attached under the workbench. It comes with fully opening drawers.


Drawer units 45/14 and 45/26

Model	Opening	Load capacity kg / drawer	Outer dims W x D x H mm	Height (mm) of the drawer		Code
45/14-1	100%	60	450 x 520 x 140	1 x 100		603 49 001
45/26-1	100%	60	450 x 520 x 260	2 x 100		604 49 001

Internal drawer dimensions: 380 x 500 x 90 mm.



Drawer interiors



Divider set 1

Model	Code
Drawer 45/100	872 991-49
4 x horizontal dividers 375	



Divider set 2

Model	Code
Drawer 45/100	872 992-49
1 x vertical divider, 8 x divider plate 185	



Divider set 3

Model	Code
Drawer 45/100	872 993-49
1 x vertical divider, 4 x divider plate 125, 4 x divider plate 250	



Divider set 4

Model	Code
Drawer 45/100	872 994-49
2 x vertical divider, 12 x divider plate 125	